

5-3-2-1 (Chromatic)

1 2 3 4 5 6

Keyboards 

7 8 9 10 11 12 13

Keys 

14 15 16 17 18 19 20 21 22 23

Keys 

24 25 26 27 28 29


Keys 

30 31 32 33 34


Keys 

5-3-2-1 (Diatonic) Play in all keys.


1 2 3 4 5 6

Keys 

7 8 9 10 11 12 13 14

Keys 

15 16 17 18 19 20

Keys 

1 Green Scales 1 Play in all keys. 2

Keys

3 4

Keys

5 6

Keys

1 Green Scales 2 Play in all keys. 2

Keys

3 4

Keys

1 Timing 2 3 4 5 6

Keys

7 8 9 10 11 12

Keys

13 14 15 16 17 18 19

Keys

Ford #1 Play in all keys.

Keys

1 2 3 4

I ii7 V7 I

Detailed description: This block contains the musical notation for 'Ford #1' in 4/4 time. It consists of four measures, each with a specific chord indicated below the staff: I, ii7, V7, and I. The notation is written for both the right and left hands of a piano.

Ford #2 Play in all keys.

Keys

1 2 3 4

I ii7 V7 I

Detailed description: This block contains the musical notation for 'Ford #2' in 4/4 time. It consists of four measures, each with a specific chord indicated below the staff: I, ii7, V7, and I. The notation is written for both the right and left hands of a piano.

Sticking Variations

Keys

1/4 & 2/3

Detailed description: This block shows a sticking variation in 4/4 time. The right hand plays a sequence of quarter notes, and the left hand plays a sequence of eighth notes. The variation is labeled '1/4 & 2/3'.

Keys

2/3 & 1/4

Detailed description: This block shows a sticking variation in 4/4 time. The right hand plays a sequence of eighth notes, and the left hand plays a sequence of quarter notes. The variation is labeled '2/3 & 1/4'.

Keys

1-3-2-4

Detailed description: This block shows a sticking variation in 4/4 time. The right hand plays a sequence of quarter notes, and the left hand plays a sequence of quarter notes. The variation is labeled '1-3-2-4'.

Keys

4-1-3-2

Detailed description: This block shows a sticking variation in 4/4 time. The right hand plays a sequence of quarter notes, and the left hand plays a sequence of quarter notes. The variation is labeled '4-1-3-2'.

Keys

123-234

6

Detailed description: This block shows a sticking variation in 4/4 time. The right hand plays a sequence of quarter notes, and the left hand plays a sequence of quarter notes. The variation is labeled '123-234' and includes a '6' below the staff, likely indicating a finger number.

432-321

Keys

Keys

B-R-L

Keys

B-L-R

Keys

1-2-R

Keys

4-3-L

Keys

L-3-4

Keys

R-1-2

Interval Shifting, play one handed

1 2 3 4 5 6

Keys

7 8 9 10 11

Keys

12 13 14 15

Keys

16 17 18

Keys

Detailed description: The image shows a musical exercise titled 'Interval Shifting, play one handed' consisting of 18 numbered measures. The notation is written on a single treble clef staff. Measures 1-6 are in C major, measures 7-11 in B-flat major, measures 12-15 in A-flat major, and measures 16-18 in D major. Each measure contains a pair of notes (dyad) that shifts by a specific interval from the previous measure. The intervals are: 1. Major 2nd, 2. Major 3rd, 3. Major 3rd, 4. Major 3rd, 5. Major 3rd, 6. Major 3rd, 7. Major 3rd, 8. Major 3rd, 9. Major 3rd, 10. Major 3rd, 11. Major 3rd, 12. Major 3rd, 13. Major 3rd, 14. Major 3rd, 15. Major 3rd, 16. Major 3rd, 17. Major 3rd, 18. Major 3rd. The exercise concludes with a double bar line.

Broccoli

1
Keys

2

3
Keys

4

5
Keys

6

7
Keys

8

9
Keys

10

11
Keys

12

13
Keys

14

15
Keys

16

17
Keys